



**wirebelt**®


The Trusted Metal Conveyor Belt Manufacturer™



## Plate Link Conveyor Belt

Extremely robust design and high load capacity

[www.wirebelt.co.uk](http://www.wirebelt.co.uk)



Copyright © 2017 Wire Belt Company Inc.


# Plate Link Conveyor Belt

Extremely robust design and high load capacity

Wire Belt Company's Plate Link belt features an extremely robust design and high load capacity, making it the perfect choice for arduous engineering processes such as presswork, die-casting and forging.

Plate Link's hinged slats enable it to be subject to the external forces commonplace in engineering processes, whilst maintaining a superior belt life in comparison to less robust conveyor belt designs. By fitting high load capacity side chains to each Plate Link belt, Wire Belt Company offers a conveyor solution that will both increase production capacity and reduce the risk of downtime.

- All specifications available can be supplied with side plates and cross flights in various combinations of height and design, to your specification enabling elevation or product separation as required by the application.
- We can supply an extensive range of sprockets with these specifications.
- Perforations are available on some slat sizes for applications requiring drainage such as swarf and chip removal and recycling.







### Typical Plate Link Applications:

Plate Link conveyor belting has many and varied uses, below is a list of typical applications. If you have an application that is not listed below, contact our Technical Sales Engineers to see if Plate Link is the right belt for your needs.

- Transport
- Drainage
- Sorting
- Elevating
- De-Elevating
- Waste Treatment
- Blanching



## Available Specifications:

Slat Thickness	Pitch	Chain Load Ratings	Cross Rod Diameter	Maximum Side Plate Height	Side Plate Thickness
Light Duty Std 2.0mm or 1.5 mm	38.1mm	1361kgf* (3000 lbf)	6.35mm	38.1mm	Std 2.0mm or 1.5mm
	50.8mm	2042kgf (4500 lbf)		50.8mm	
	76.2mm			76.2mm	
Medium Duty 3mm	50.8mm	1361kgf* (3000 lbf)	9.53mm#	50.8mm	3mm
	76.2mm	2722kgf (6000 lbf)		76.2mm	
	101.6mm			101.6mm	
	152.4mm**			152.4mm	

\*Loose link and roller chain assembly.

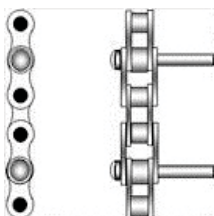
\*\*Non-standard using 1361 kbf loose link and roller chain.

#12.7mm dia. cross rod option for 101.6mm & 152.4mm pitches only.

## Materials Available:

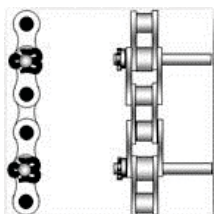
Belts are available in mild steel, 304 and 316 stainless steels with a number of surface finish options including galvanising, bright zinc plating and Teflon coating.

## Chain Edge Options:



### With welded washer

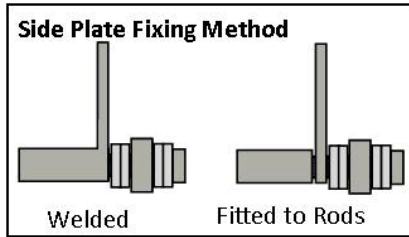
This is the most common and economical style of finish to a chain edge belt and comprises of a central plate carried through the system by means of edge chains with carrier cross rods through both plate and edge chains. The cross rods are finished at the outside chain edges with a welded washer.



### With Cotter Pin & Washer

Although less economical this type of assembly allows the customer or service personnel the ability to replace the edge drive chains when the plate and rods are still serviceable. The assembly comprises of a central plate carried through the system by means of edge chains with carrier cross rods through both plate and edge chains. The cross rods are finished at the outside with a drilled hole to allow the fitment of a washer & cotter pin. It also allows the repair replacement of sections of belt without the need to grind off rod heads and weld back together.

### Fixing Method:



All available specifications can be supplied with side plates and cross flights in various combinations of height and design enabling elevation or product separation as required by the application.

### Drive Components:

#### Chain Edge Sprockets

Table of Sprocket Pitch Circle Diameters (mm):

Edge Chain Type	Belt Style	Chain Pitch (mm)	Number of Teeth		
			8	10	12
1361 kgf loose link & roller chain (25.4mm chain roller diameter)	Light & Medium Duty Plate Link Belt	38.1	99.57	*	147.22
		50.8	132.74	*	196.27
		76.2	199.11	*	294.41
		101.6	265.51	*	392.56
		152.4*	398.25	*	588.82
2042 kgf standard conveyor chain (25.4mm chain roller diameter)	Light Duty Plate Link Belt	38.1	99.57	*	147.22
		50.8	132.74	*	196.27
		76.2	199.11	*	294.41
2722 kgf standard conveyor chain (31.75mm chain roller diameter)	Medium Duty Plate Link Belt	50.8	132.74	*	196.27
		76.2	199.11	246.58	294.41
		101.6	265.51	328.78	392.56
		152.4	398.25	*	588.82

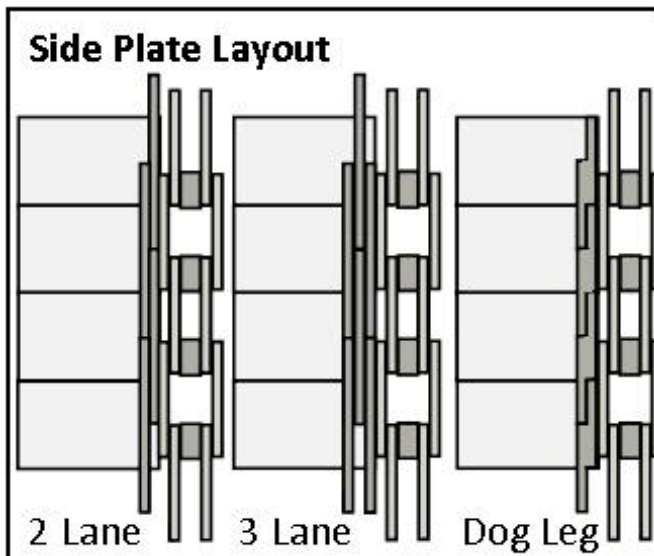
\* Non-standard

## Side Plates and Cross Flights:



All available specifications can be supplied with side plates and cross flights in various combinations of height and design enabling elevation or product separation as required by the application.


## Side Plate Layout Options:





The Trusted Metal Conveyor Belt Manufacturer™

Distributed by:



**Our policy is one of continuous improvement and we reserve the right to change specifications at any time and without notice, or modify these to suit manufacturing processes**

